



# One Hope United Early Head Start Program

---

Annual Report  
2020



Serving Waukegan Township including: Waukegan, Beach Park,  
Park City, North Chicago

**Waukegan Early Learning Center**  
1500 Sunset Ave.  
Waukegan, IL 60087

## General Information

### Name of Agency: One Hope United

**Program Number:** 05CH010774-301  
**Program Name:** Waukegan Early Learning Center  
**Program Address:** 1500 Sunset Ave., Waukegan, IL 60087

**Agency Address:** 514 W. 31<sup>st</sup> Street  
**Phone Number:** 312-949-4045  
**Fax Number:** 312-949-1168  
**Head Start Director Name:** Rosanne DeGregorio  
**Head Start Director Email:** [rdegregorio@onehopeunited.org](mailto:rdegregorio@onehopeunited.org)  
**Agency Web Site Address:** [www.onehopeunited.org](http://www.onehopeunited.org)  
**Agency Type:** Private/Public Non-Profit

**Agency Web Site Address:** [www.onehopeunited.org](http://www.onehopeunited.org)  
**Agency Type:** Private/Public Non-Profit

### Agency Description

Founded in 1895, One Hope United is a multistate nonprofit that helps children and families build the skills to live life without limits. We serve over 10,000 children and families each year through education centers, child and family services, counseling, and residential programs. With our evidence-based and trauma-informed practices, we empower children and families to see and create a future where, regardless of their past, they can reach their full potential.

One Hope United Child Development Centers cater to the individual needs of each community, child and family in our care. We nurture children's growth and partner with parents to help children become independent, self-confident, inquisitive learners. Our curriculum-based programs focus on preparing students to succeed when they enter kindergarten.

### Program Description

The program partners with the Start Early, (formerly known as the Ounce of Prevention Fund) to provide Early Head Start services, both center-based, and home-based, for children 6 weeks to 3 years. The Early Head Start model provides a nurturing environment that supports the healthy growth and development of each child in the context of the child's family, culture and community.

In the center-based program, teachers utilize the Creative Curriculum for Infants, Toddlers and Twos which provides a unique "learn by doing" approach that allows children to explore and understand the world around them. The home-based program includes a weekly 90 minute home visit as well as socialization activities that provide opportunities for children and parents to meet and engage in a variety of learning experiences. Parent Educators utilize the Parents as Teachers Curriculum to partner with parents in helping their children grow up healthy, safe and ready to learn.

COVID-19 Health & Safety procedures have been developed to protect our children, families and staff that align with CDC, Local Public Health Departments and the Governor's Restore Illinois Guidance for child care centers.

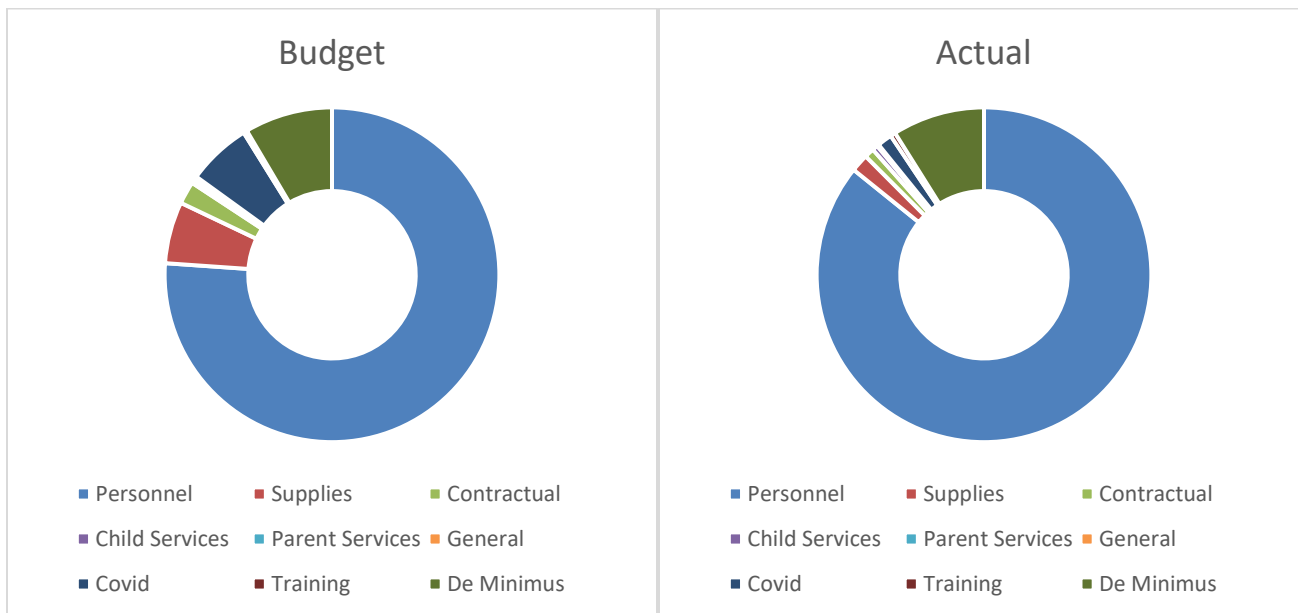
# Overall Grantee Budget 2020– Early Head Start

Total Public and Private Funds received\*: \$1,391,778

Public Funds		Private Funds	
Source	Amount	Source	Amount
Federal	769,675	Individuals, Corporations, Foundations, etc.	60,473
State	356,293	In-kind	205,337
Local School District	0		
<b>Total</b>	<b>1,125,968</b>	<b>Total</b>	<b>265,810</b>

\*based on grants awarded in 2020, actual amounts received were lower due to center closures in response to Covid-19.

## 2020 Budget and Actual Expenditures



# Summary of your most current Community Assessment

## Children and Families Served in 2020

### Grantee Funded Enrollment

	Head Start Enrollment	Early Head Start Enrollment
<b>Center-based Program</b>		
<b>a. 5 days per week</b>	0	32
<b>1. Full-day enrollment</b>	0	32
<b>2. Part-day enrollment</b>	0	0
<b>b. 4 days per week</b>	0	0
<b>1. Full-day enrollment</b>	0	0
<b>2. Part-day enrollment</b>	0	0
<b>Home-based Program</b>	0	38
<b>Unallocated Slots</b>	0	0
<b>Total:</b>	0	70

Total Children Served: 79

### Health

#### Percentage of enrolled children who received medical and dental exams\*

Received Medical Exams		Received Dental Exams	Immunizations
Under 12 mos.	12 mos. and over	18 mos. and over	Complete and up to date - All ages
<b>44%</b>	<b>61%</b>	<b>35%</b>	<b>95%</b>

*\*Data based on Child Plus data as of Feb. 28, 2020. Programs moved to virtual learning when both center and home-based options closed for in-person services on March 18, 2020, as a result of the Governor's orders to close childcare programs and schools due to the pandemic. Programs offered a hybrid model when center-based programming reopened on July 13, 2020. Home-based children continued to attend virtually and 28 EHS children returned to center-based care. The office of Head Start did not require a Program Information Report (PIR) for 2019-2020 program year.*

<b>Number of Eligible Children in Community, ages 0-2</b>	2659
<b>Percentage of children served in agency</b>	3%

# Community Assessment Summary:

## Key Findings

### Demographic Key Findings

In the Lake County municipalities, Waukegan, North Chicago and Park City remain moderately high for children in poverty and Beach Park low in percentage of children aged 0-5 living in poverty.

The municipalities in Lake County saw mainly decreases in children living under 100% of poverty. North Chicago, Park City and Waukegan all saw decreases while Beach Park saw an increase. Lake County, as a whole, and Waukegan Township also saw an overall increase. North Chicago had the highest percentage of children living under 100% of poverty but Park City had the highest percentage of children living in extreme poverty (under 50% of poverty).

Waukegan's race/ethnicity composition of the 0-5 children in Waukegan was 16% Black with 46% living in poverty, 66% Hispanic with 31% in poverty, and 22% Other Race children with 20% living in poverty.



### Education Key Findings

Most municipalities in Lake County and Waukegan Township, Beach Park and North Chicago had their highest percentages for adult education in the category of some college/AA degrees while Park City and Waukegan's highest were in high school diploma. The majority of the parents in the Waukegan Early Learning Center program had a high school degree or GED.

### Disabilities Key Findings

In 2019-2020 the Waukegan Early Learning Center served 15 infants and toddlers with disabilities, 21% of funded enrollment. In Lake County, there were 804 children with an Individual Family Service Plan (IFSP) according to Early Intervention data for 2018-2019. The Early Head Start program has a relationship with the local CFC (Child and Family Connections) and works closely together to assess, evaluate, and provide services to children.

The unfortunate news is the decrease of screenings and referrals as a result of the COVID pandemic. Starting in February through September 2020, screenings have dropped by 68% and referrals have dropped by 58%.

### Health Key Findings

This past year has had a major and negative effect on children's health, family life and education. While inequities existed in health care for high-risk groups prior to COVID, the pandemic has exacerbated these differences. Other medical concerns related to COVID have also surfaced such as curtailment of active or ongoing medical treatment, physical and other therapies and health monitoring such as for asthma. Wellness checks were put on hold while the Stay at Home order was in place and have been slow to resume.

## Social Service Key Findings

In Lake County, the lack of capacity to respond in mental health crises, the gap in a trained mental health workforce and limited funding contributed to the need for more mental health services. Mental health was seen as having the most impact on the county and should be given priority when identifying and building systems.

Mothers, especially Black, Latinx and single mothers, have borne a great deal of stress during the pandemic. Either they have left the work force or work from home while simultaneously caring for children and overseeing their child's education or, if essential workers, have faced the issue of closed or reduced child care and education options. The stress and mental health crises that many mothers face is seen and felt by their children.

Waukegan Township, Park City and Waukegan all saw increases in unemployment between 2018 and 2019. Lake County, Beach Park and North Chicago all saw decreases.

- Waukegan Township – from 7% in 2018 to 8.4% in 2019, an increase of 20%
- Park City – from 9% in 2018 to 10.5% in 2019, an increase of 24%
- Waukegan – from 6% in 2018 to 8% in 2019, an increase of 28%

New unemployment figures for the municipalities were available through the 2019 census. Since 2019, however, the COVID pandemic has seen large increases in unemployment. The rate jumped in April, 2020 to a level not seen since the 1930s.



## Parental involvement

The program uses the four planned times of family engagement, starting with the initial home visit to identify family goals, strengths, and necessary services and other supports by gathering information aligned with the Parent, Family and Community Engagement (PFCE) Framework. In addition to the initial home visit, a mid-year home visit and two parent teacher conferences are provided to discuss their child's progress and goals. All home visits and conferences took place virtually after March 2020.

### Parent Committee and Policy Committee Meetings

Closure due to the pandemic has made regular parent meetings more challenging as programs struggled to find ways to engage families virtually. Parent Committee Meetings took place via Zoom. Parent surveys were utilized to engage parent input regarding technology needs, returning to in-person services, and annual family surveys to provide feedback on the program, etc.

- Elections are held in the fall to determine parent representatives to lead the Parent Committee and Policy Committee.

- Monthly Policy Committee Meetings took place over Zoom allow opportunities for parents across all sites to meet and work together with center leadership to discuss program plans, goals and progress towards the goals. They assist by reviewing and approving staff hires and terminations, program budgets and amendments to the budget, and providing input into program plans and policies.

## **Parent Education Activities**

### ***Health***

- ✓ Pedestrian Safety
- ✓ COVID-19 updates
- ✓ Transitioning back to in-person learning
- ✓ Summer Safety – Nurse consultant
- ✓ Dental Health

### ***Mental Health***

- ✓ Transitions and Routines - MHC
- ✓ Conscious Discipline
- ✓ Preparing yourself and your child for the move to a new center – MHC & staff

### ***Education and Literacy***

- ✓ Learning Genie – Virtual Lending Library
- ✓ Virtual Learning – Child & Family Expectations and In-Kind
- ✓ Review of Head Start Outcomes

### ***Nutrition***

- ✓ Serving Food Safely - Nutritionist

### ***Community and Social Services***

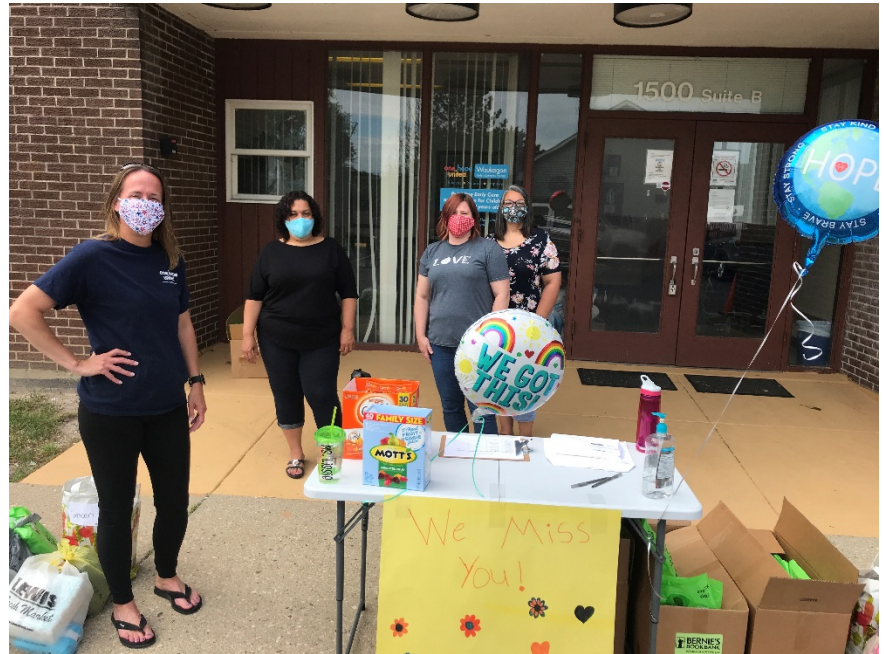
- ✓ Health Service Advisory Committee Meeting
- ✓ Community Assessment Focus Group

### ***Family Events***

- ✓ Virtual Week of the Young Child
- ✓ Weekly check in's with families

#### Family “give-aways”:

- ✓ Activity bags with supplies and take-home activities
- ✓ diapers and food give-aways
- ✓ gift cards

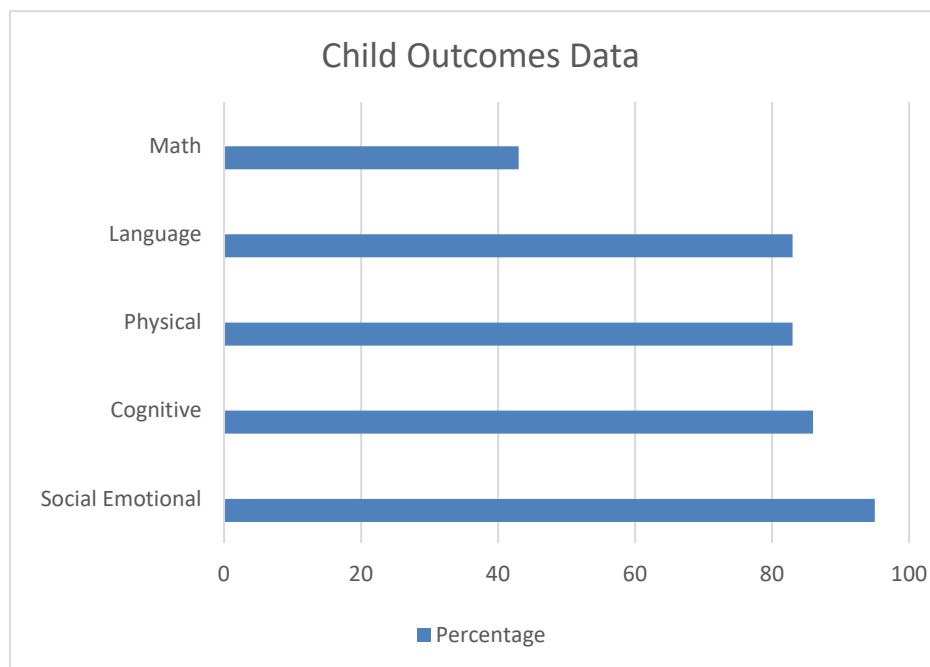


## Kindergarten Readiness

### Special Efforts to Prepare Children for Kindergarten

Children and families leaving Early Head Start are prepared for the next steps in their Early Education by preparing them for a smooth transition to Head Start program, public or private pre-school program. The Program uses the Creative Curriculum in our center-based program and Parents as Teachers in the home-based program. Child outcomes are used to measure progress and to plan to meet the needs of individual children and families.

### Children Meeting/Exceeding Widely Held Expectations\*



Data is based on the Fall Outcomes Report 2019 – no further data is available due to program closures and difficulty assessing child progress in the virtual environment.

### Transition Activities to Promote Kindergarten Readiness

During the COVID-19 closures, staff continued to discuss and update transition plans with families via phone and provide support to those whose child will be leaving for Preschool. Our mental health consultant assisted staff and families by discussing how to support their child's transitions, sharing social stories and videos for families to read and watch with their child. Staff maintained close contact with schools that children will transition to and kept parents informed about the status of school closures.

### **Summary of Audit Findings**

There were no financial audit findings at One Hope United, a delegate agency of Start Early (formerly known as the Ounce of Prevention Fund), for FY2020.